

Pacific CAMH/AOD SNAPSHOT



*By Mali Erick
Sector Day 11th September 2009
Auckland*



Kia Orana
Ni sa Bula
Fakaalofa lahi atu
Talofa lava
Malo e lelei
Malo Ni
Kia Ora

Warm Pacific
Greetings!!!

Family

Magafaoa, Auaiga, Ta Tangata, Kainga, Whanau, Hapu, Iwi



Stocktake Key Findings:

- Young Pacific has the lowest rates of access to child and adolescent mental health services
- Pacific workforce is low
- Need more pacific services
- Barriers to accessing services

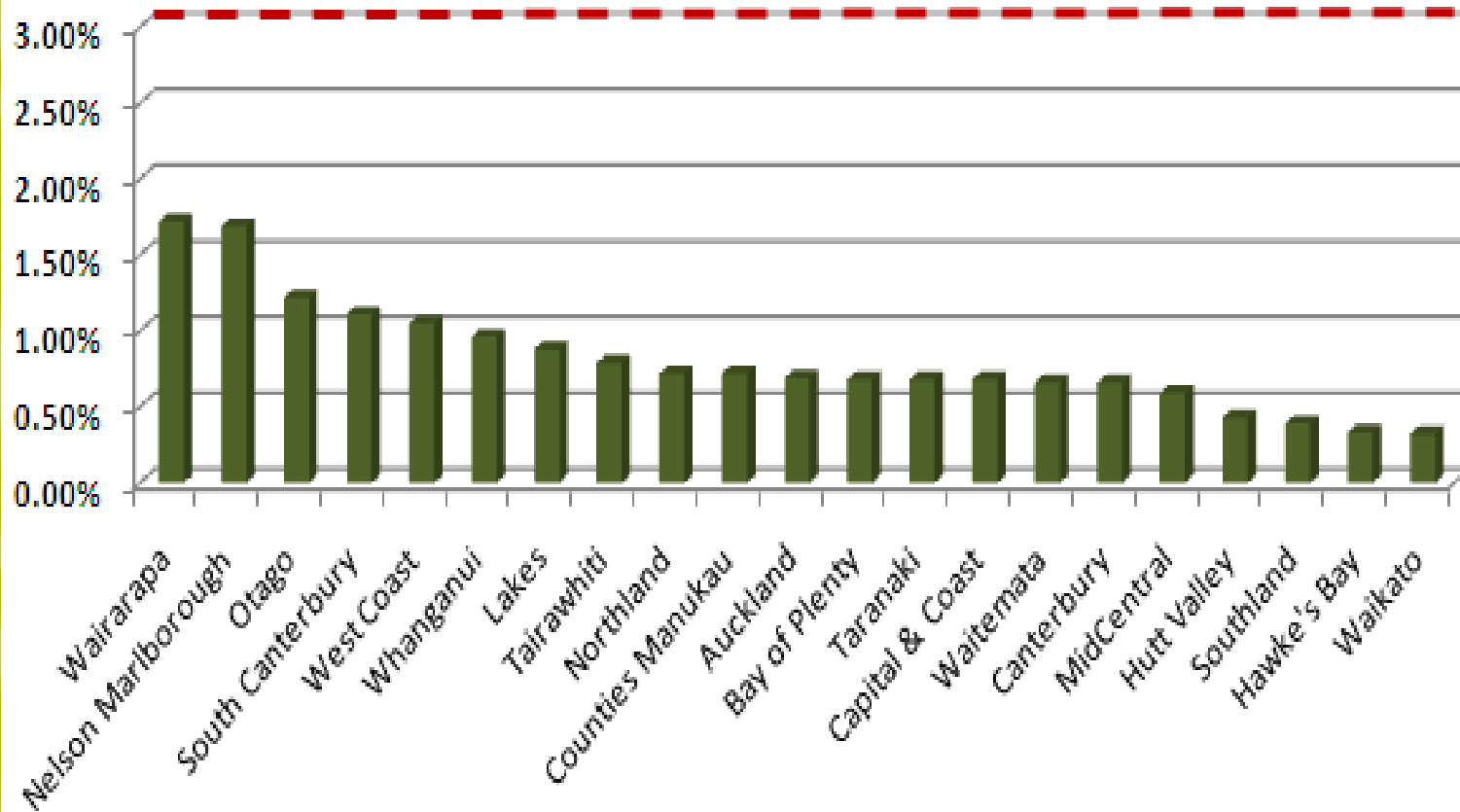
Pacific CAMH/AoD Services

DHB 07/08	Pacific Services
Northern	
Counties Manukau	Vakatoa
Waitemata	Tupu-Pacific Alcohol & Drug Service
Central	
Capital & Coast	Health Pasifika Child, Adolescent & Family Services

NGOs 07/08	Pacific Services
Northern	
Counties Manukau	Penina Trust
Midland	
Waikato	Kaute Pasifika
	South Waikato Pacific Island Health Committee
Central	
Capital & Coast	Taeaomanino Trust
Southern	
Canterbury	Pacific Trust Canterbury

Pacific 0-19 yrs Access Rates by DHB

(1st 6 mo 2008)



Barriers to Access

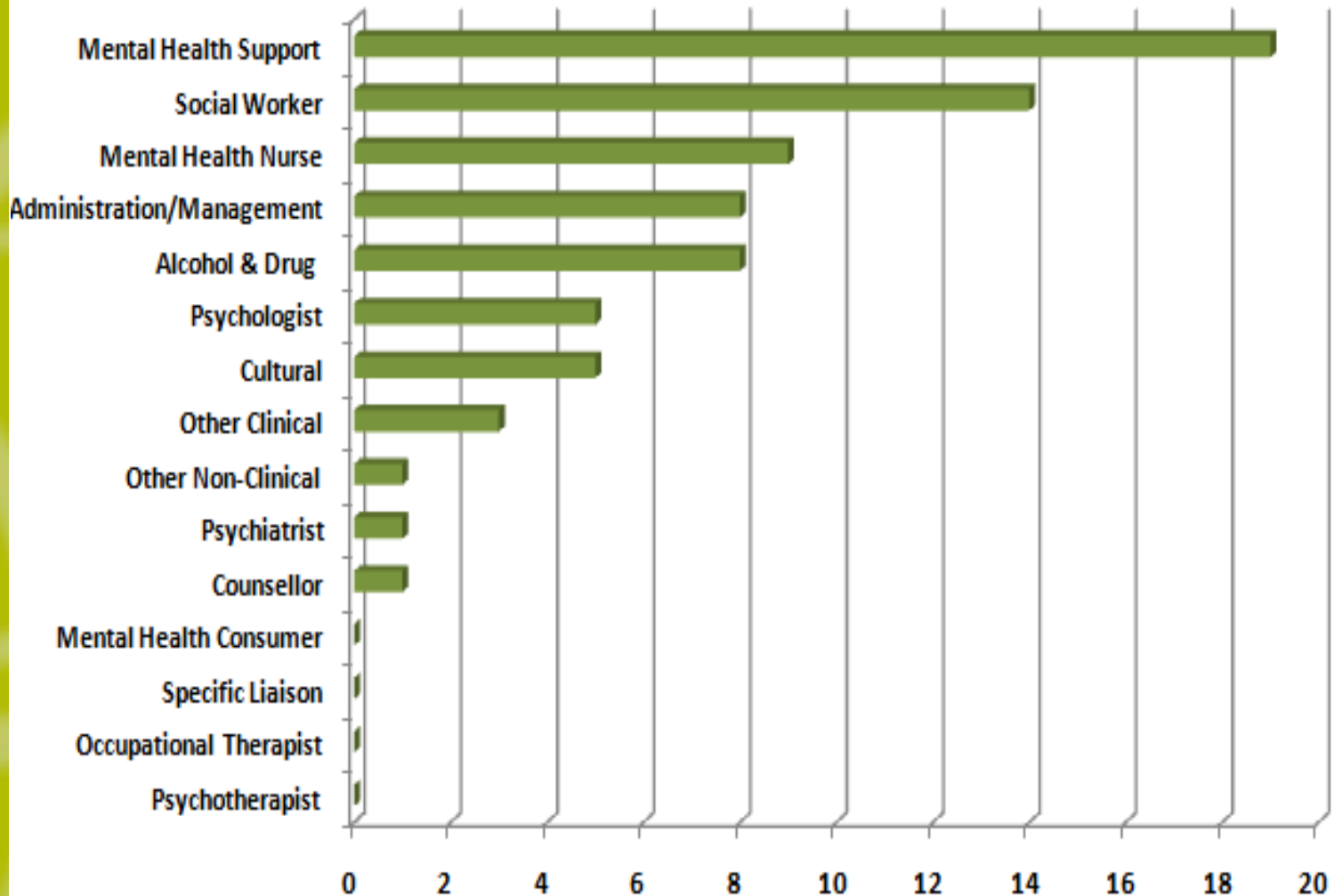
- Don't want to make a fuss
- Couldn't be bothered
- Don't feel comfortable
- Too scared
- Worried about privacy
- Cost too much

Pacific Clinical & Non-Clinical Workforce (2004-2008)

21% Increase in total Pacific workforce, increase largely seen in the clinical workforce

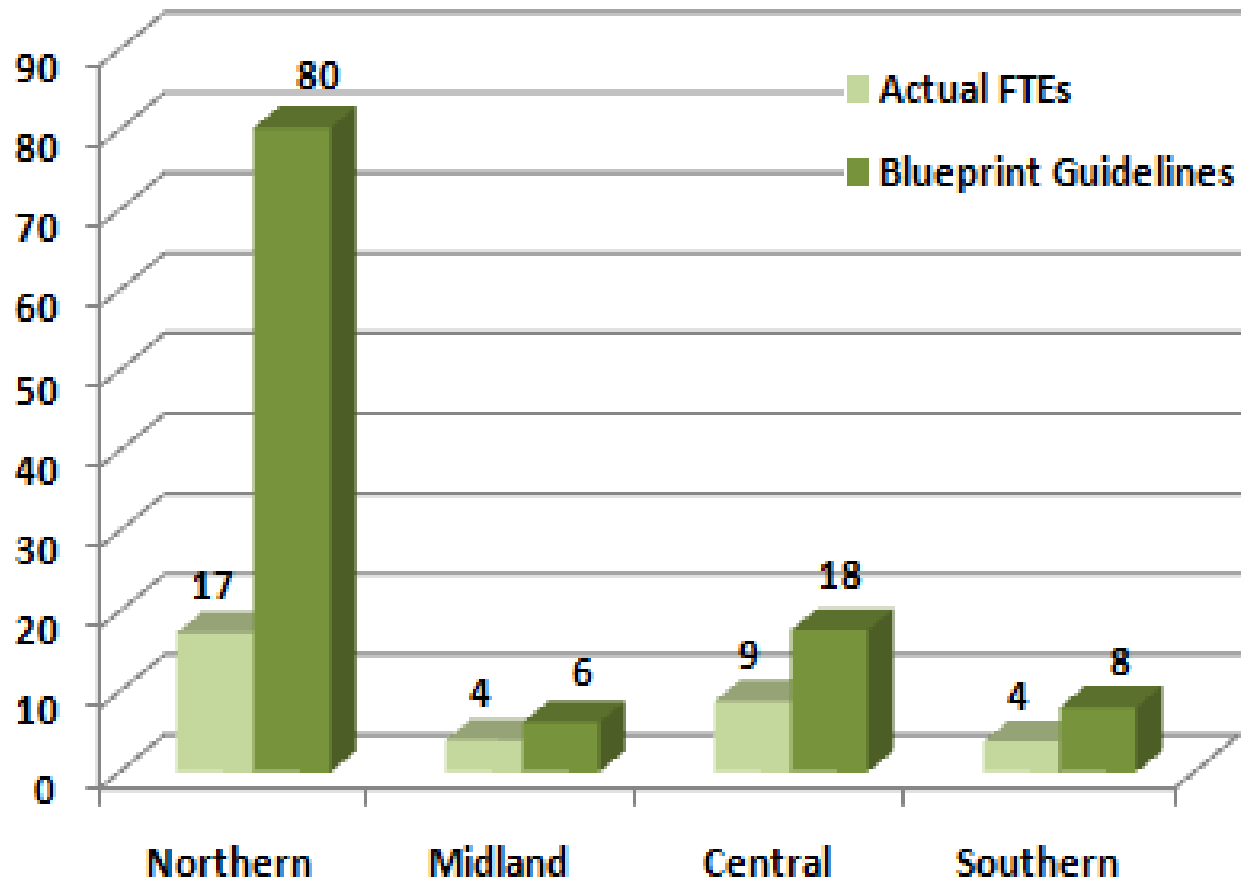
Pacific	2004			2006			2008		
	Clinical	Non Clinical	Tot	Clinical	Non-Clinical	Tot	Clinical	Non-Clinical	Total
Northern	16	10	26	16	11	27	22	16	38
Midland	7	15	22	5	4	9	4	4	8
Central	0	5	5	5	10	15	11	9	20
Southern	4	4	8	7	6	13	4	4	8
Total	27	34	61	33	31	64	41	33	74

Total Pacific Workforce by Occupational Group (2008)



Pacific Clinical FTEs compared to Blueprint Guidelines (2008)

Significant increase required especially in the Northern region



Recommendations

- More Pacific services are needed nationally to give Pacific choice.
- Pacific workforce numbers need to increase significantly to meet Blueprint levels, especially in the Northern region.
- Mainstream services and staff need to be more clinically and culturally effective.

Recommendations... *Continued*

- Recruitment strategies need to target both Pacific clinical and non-clinical workforce to ensure dual competency of services.
- Barriers to access needs to be further explored and strategies to reduce these needs to be considered.
- Data collection needs to continue to identify trends and monitor progress

No Skilled Workforce, No services, No choices



**Full Pacific Report can be found on our
Website:
www.werrycentre.org.nz**



**Contact Mali Erick:
Pacific Clinical Advisor
Phone: 09 369 5703 ext 305
M.erick@auckland.ac.nz**

